

Name \_\_\_\_\_

Second Grade

Snow

Day

Work

Day #4

1. 2. 3. 4. 5. 6. 7. 8. 9. 10. 11. 12. 13. 14. 15. 16. 17. 18. 19. 20. 21. 22. 23. 24. 25. 26. 27. 28. 29. 30. 31. 32. 33. 34. 35. 36. 37. 38. 39. 40. 41. 42. 43. 44. 45. 46. 47. 48. 49. 50. 51. 52. 53. 54. 55. 56. 57. 58. 59. 60. 61. 62. 63. 64. 65. 66. 67. 68. 69. 70. 71. 72. 73. 74. 75. 76. 77. 78. 79. 80. 81. 82. 83. 84. 85. 86. 87. 88. 89. 90. 91. 92. 93. 94. 95. 96. 97. 98. 99. 100.

1. 2. 3. 4. 5. 6. 7. 8. 9. 10. 11. 12. 13. 14. 15. 16. 17. 18. 19. 20. 21. 22. 23. 24. 25. 26. 27. 28. 29. 30. 31. 32. 33. 34. 35. 36. 37. 38. 39. 40. 41. 42. 43. 44. 45. 46. 47. 48. 49. 50. 51. 52. 53. 54. 55. 56. 57. 58. 59. 60. 61. 62. 63. 64. 65. 66. 67. 68. 69. 70. 71. 72. 73. 74. 75. 76. 77. 78. 79. 80. 81. 82. 83. 84. 85. 86. 87. 88. 89. 90. 91. 92. 93. 94. 95. 96. 97. 98. 99. 100.

1. 2. 3. 4. 5. 6. 7. 8. 9. 10. 11. 12. 13. 14. 15. 16. 17. 18. 19. 20. 21. 22. 23. 24. 25. 26. 27. 28. 29. 30. 31. 32. 33. 34. 35. 36. 37. 38. 39. 40. 41. 42. 43. 44. 45. 46. 47. 48. 49. 50. 51. 52. 53. 54. 55. 56. 57. 58. 59. 60. 61. 62. 63. 64. 65. 66. 67. 68. 69. 70. 71. 72. 73. 74. 75. 76. 77. 78. 79. 80. 81. 82. 83. 84. 85. 86. 87. 88. 89. 90. 91. 92. 93. 94. 95. 96. 97. 98. 99. 100.

1. 2. 3. 4. 5. 6. 7. 8. 9. 10. 11. 12. 13. 14. 15. 16. 17. 18. 19. 20. 21. 22. 23. 24. 25. 26. 27. 28. 29. 30. 31. 32. 33. 34. 35. 36. 37. 38. 39. 40. 41. 42. 43. 44. 45. 46. 47. 48. 49. 50. 51. 52. 53. 54. 55. 56. 57. 58. 59. 60. 61. 62. 63. 64. 65. 66. 67. 68. 69. 70. 71. 72. 73. 74. 75. 76. 77. 78. 79. 80. 81. 82. 83. 84. 85. 86. 87. 88. 89. 90. 91. 92. 93. 94. 95. 96. 97. 98. 99. 100.

1. 2. 3. 4. 5. 6. 7. 8. 9. 10. 11. 12. 13. 14. 15. 16. 17. 18. 19. 20. 21. 22. 23. 24. 25. 26. 27. 28. 29. 30. 31. 32. 33. 34. 35. 36. 37. 38. 39. 40. 41. 42. 43. 44. 45. 46. 47. 48. 49. 50. 51. 52. 53. 54. 55. 56. 57. 58. 59. 60. 61. 62. 63. 64. 65. 66. 67. 68. 69. 70. 71. 72. 73. 74. 75. 76. 77. 78. 79. 80. 81. 82. 83. 84. 85. 86. 87. 88. 89. 90. 91. 92. 93. 94. 95. 96. 97. 98. 99. 100.

**Walnut Ridge Elementary**

**Alternative Method of Instruction Verification Form**

**Day 1** \_\_\_\_\_ **Day 2** \_\_\_\_\_ **Day 3** \_\_\_\_\_ **Day 4**  **Day 5** \_\_\_\_\_

**This form certifies that your child completed work for the designated day. This will allow your child to receive attendance credit for this day. In the event it is not completed, your child will receive an unexcused absence.**

**My child, \_\_\_\_\_ completed all work assigned for Day \_\_\_\_\_.**

**My child also worked on the following website:**

\_\_\_\_\_.

**Parent's Signature** \_\_\_\_\_ **Date** \_\_\_\_\_

# Moving Out Day

Read to see how Emily feels about moving.

<sup>1</sup> *There goes another box, thought Emily. All my stuff is in boxes. It's all getting squashed together.*


<sup>2</sup> Mom stood on the front steps. "Oh, be careful with that one!" she cried. The movers nodded as they went past. *All my stuff is in boxes, thought Mom. It might all get broken.*

<sup>3</sup> Dad came out of the garage. "Wow, this is a heavy

one! It might break everything else." Mom and Emily frowned.

<sup>4</sup> An hour later, the boxes were still going past. One box had holes in it. Emily had made the holes so her stuffed animals could get some air.

<sup>5</sup> Finally, they all watched the movers close up the truck. *Ka-thunk* went the big doors. Dad gave Emily a little hug. "One empty house and one full truck. That's a good day's work."



1. What do Mom and Emily worry about?

\_\_\_\_\_

2. Circle the word that best tells how Emily feels about her stuffed animals.

hopeless

caring

harsh

3. What word best tells how Mom feels? Circle it.

relaxed

worried

careless

4. How do you think Dad feels about moving day?

\_\_\_\_\_

5. What clues in the story help you know how Dad feels?

\_\_\_\_\_

6. How do you think Emily will feel when the move is complete? Explain.

\_\_\_\_\_

\_\_\_\_\_


7. Why did Emily put holes in one of the boxes?

\_\_\_\_\_

8. How does the picture on page 8 add to your understanding of the story?

\_\_\_\_\_

\_\_\_\_\_



# Y as a Consonant

**Directions:** Write the name of each picture. Remember, when **y** comes at the beginning of a word, it is a consonant.

yarn







yard

yolk

yak

yacht

yo-yo

|  |  |  |
|--|--|--|
| <p>1.</p>  <p>_____</p> | <p>2.</p>  <p>_____</p> | <p>3.</p>  <p>_____</p> |
| <p>4.</p>  <p>_____</p> | <p>5.</p>  <p>_____</p> | <p>6.</p>  <p>_____</p> |

**Directions:** Write the words with **y** in the correct column.

yellow

sly

pretty

young

try

fry

you

sty

many

yell

sorry

hurry

year

my

buddy



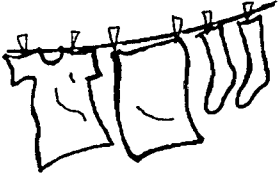






| y as a consonant | y sound = long e | y sound = long i |
|------------------|------------------|------------------|
|                  |                  |                  |
|                  |                  |                  |
|                  |                  |                  |
|                  |                  |                  |
|                  |                  |                  |

# Y as a Vowel

**Directions:** Say the name of each picture. Circle its name. If you hear the long i sound, write i on the line. If you hear the long e sound, write e on the line.

## RULE

When **y** is the only vowel at the end of a one-syllable word, it usually has the long i sound as in *cry*. When **y** is the only vowel at the end of a word of more than one syllable, it usually has the long e sound as in *pony*.

|   |  |  |
|---|--|--|
| <p>2.</p> <p>ferry            try</p>  <p>fry            _____</p>    | <p>3.</p> <p>fairy            dairy</p>  <p>fry            _____</p> | <p>1.</p> <p>cry            dry</p>  <p>dairy            _____</p>    |
| <p>5.</p> <p>sorry            sunny</p>  <p>spy            _____</p> | <p>6.</p> <p>marry            many</p>  <p>my            _____</p>  | <p>4.</p> <p>sly            sorry</p>  <p>sky            _____</p>   |
| <p>8.</p> <p>sandy            cry</p>  <p>candy            _____</p> | <p>9.</p> <p>shy            sty</p>  <p>sunny            _____</p>  | <p>7.</p> <p>jelly            July</p>  <p>shy            _____</p> |

Name \_\_\_\_\_

2-Digit Addition  
No Regrouping

# 7

$$\begin{array}{r} 25 \\ + 63 \\ \hline \end{array}$$

$$\begin{array}{r} 51 \\ + 14 \\ \hline \end{array}$$

$$\begin{array}{r} 62 \\ + 17 \\ \hline \end{array}$$

$$\begin{array}{r} 12 \\ + 63 \\ \hline \end{array}$$

$$\begin{array}{r} 34 \\ + 53 \\ \hline \end{array}$$




$$\begin{array}{r} 50 \\ + 12 \\ \hline \end{array}$$

$$\begin{array}{r} 42 \\ + 26 \\ \hline \end{array}$$

$$\begin{array}{r} 11 \\ + 25 \\ \hline \end{array}$$

$$\begin{array}{r} 74 \\ + 15 \\ \hline \end{array}$$

$$\begin{array}{r} 32 \\ + 37 \\ \hline \end{array}$$



$$\begin{array}{r} 61 \\ + 21 \\ \hline \end{array}$$

$$\begin{array}{r} 86 \\ + 12 \\ \hline \end{array}$$

$$\begin{array}{r} 40 \\ + 35 \\ \hline \end{array}$$

$$\begin{array}{r} 75 \\ + 14 \\ \hline \end{array}$$

$$\begin{array}{r} 27 \\ + 31 \\ \hline \end{array}$$



Time: \_\_\_\_\_

Score: \_\_\_\_\_ / \_\_\_\_\_



1. The first part of the document discusses the importance of maintaining accurate records of all transactions.

2. It is essential to ensure that all entries are supported by appropriate documentation and receipts.

3. Regular audits should be conducted to verify the accuracy of the records and identify any discrepancies.

4. The second part of the document outlines the procedures for handling any identified errors or irregularities.

5. It is recommended that all staff involved in the process receive appropriate training and guidance.

Name \_\_\_\_\_ Date \_\_\_\_\_

## Two-Digit Subtraction

Total Problems: 27  
Problems Correct: \_\_\_\_\_

Solve each problem.

### Now You're Soaring!

$$\begin{array}{r} 1. \ 56 \\ - 21 \\ \hline \end{array}$$

$$\begin{array}{r} 2. \ 87 \\ - 45 \\ \hline \end{array}$$

$$\begin{array}{r} 3. \ 68 \\ - 36 \\ \hline \end{array}$$

$$\begin{array}{r} 4. \ 45 \\ - 23 \\ \hline \end{array}$$

$$\begin{array}{r} 5. \ 87 \\ - 34 \\ \hline \end{array}$$

$$\begin{array}{r} 6. \ 99 \\ - 66 \\ \hline \end{array}$$

$$\begin{array}{r} 7. \ 76 \\ - 75 \\ \hline \end{array}$$

$$\begin{array}{r} 8. \ 48 \\ - 22 \\ \hline \end{array}$$

$$\begin{array}{r} 9. \ 29 \\ - 12 \\ \hline \end{array}$$

$$\begin{array}{r} 10. \ 33 \\ - 11 \\ \hline \end{array}$$

$$\begin{array}{r} 11. \ 67 \\ - 34 \\ \hline \end{array}$$

$$\begin{array}{r} 12. \ 28 \\ - 17 \\ \hline \end{array}$$

$$\begin{array}{r} 13. \ 65 \\ - 32 \\ \hline \end{array}$$

$$\begin{array}{r} 14. \ 95 \\ - 14 \\ \hline \end{array}$$

$$\begin{array}{r} 15. \ 82 \\ - 22 \\ \hline \end{array}$$

$$\begin{array}{r} 16. \ 27 \\ - 16 \\ \hline \end{array}$$

$$\begin{array}{r} 17. \ 69 \\ - 34 \\ \hline \end{array}$$

$$\begin{array}{r} 18. \ 59 \\ - 41 \\ \hline \end{array}$$

$$\begin{array}{r} 19. \ 74 \\ - 22 \\ \hline \end{array}$$

$$\begin{array}{r} 20. \ 78 \\ - 45 \\ \hline \end{array}$$

$$\begin{array}{r} 21. \ 89 \\ - 88 \\ \hline \end{array}$$

$$\begin{array}{r} 22. \ 68 \\ - 46 \\ \hline \end{array}$$

$$\begin{array}{r} 23. \ 39 \\ - 22 \\ \hline \end{array}$$

$$\begin{array}{r} 24. \ 61 \\ - 40 \\ \hline \end{array}$$

$$\begin{array}{r} 25. \ 56 \\ - 23 \\ \hline \end{array}$$

$$\begin{array}{r} 26. \ 36 \\ - 25 \\ \hline \end{array}$$

$$\begin{array}{r} 27. \ 77 \\ - 66 \\ \hline \end{array}$$

