

Kindergarten

Name _____

Snow

Day

Work

Day #4

























NAME: _____






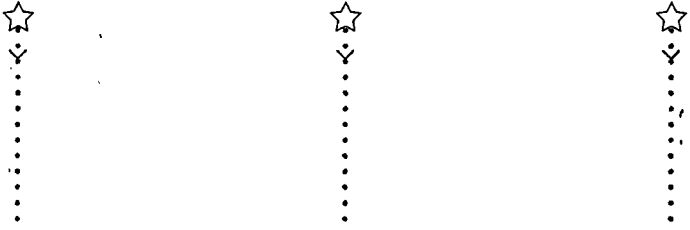



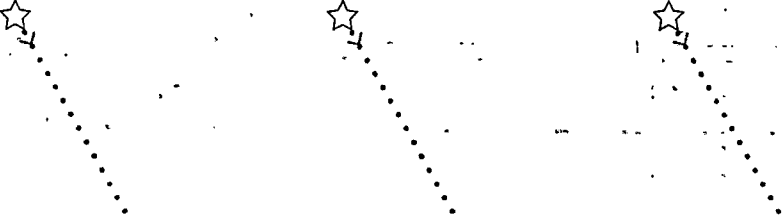

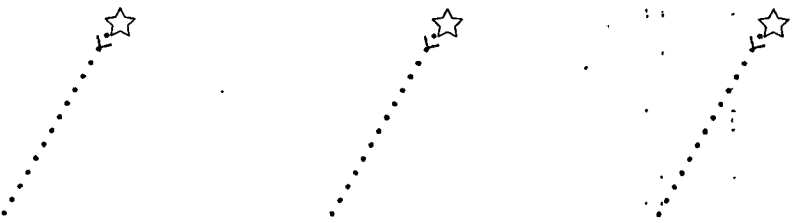
DATE: _____

PP.4

Activity Page

Directions: Ask students to first trace and then draw each shape.

NAME: _____

DATE: _____

PP.9

Activity Page

it
on

pop
tip

fed
at

Directions: Have students write the word on the line beside the correct vowel sound.

a

o

i

e

hen

pet

tag

top

fit

in

a

o


i

e

Color the Rhyme

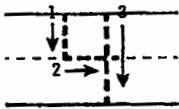
Name: _____

Color the pictures that rhyme.

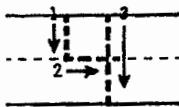


Find Number Partners for 4—Repeated Reasoning

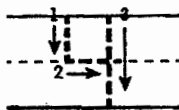
Name _____



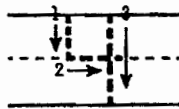
0 and _____



1 and _____



2 and _____



3 and _____

Guide children to write pairs of numbers that make 4. Have children trace the 4. Then ask them to write the missing number that is used to make 4 in each picture.

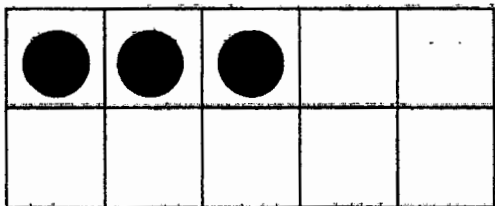
Talk About It How does the first number in the number pair change from row to row? How does the second number change from row to row?

Ways To Make 10




Name: _____


Count the ●. Color  to make 10.
Then write the problem on the line.



3 and 7 make 10




5 and 5 make 10




7 and 3 make 10



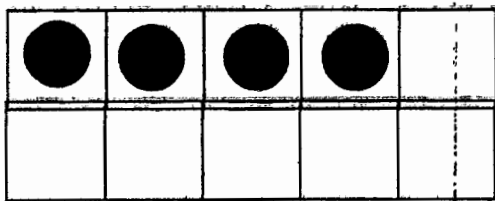
1 and 9 make 10



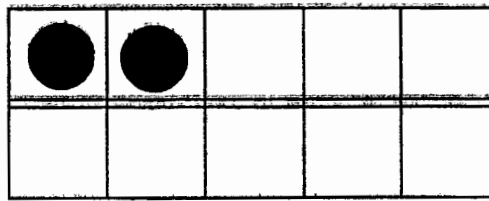
0 and 10 make 10



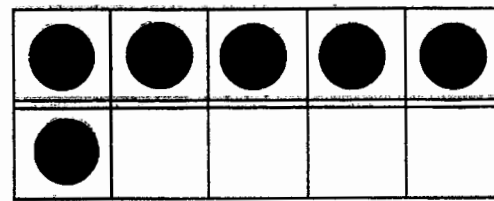
9 and 1 make 10



4 and 6 make 10



2 and 8 make 10



6 and 4 make 10

Name _____

Date _____



a b c d e f g h i

j k l m n o p q r

s t u v w x y z

• • • • e • • h •

j k l • • • • q •

• • u v w x y z

by A.R. Thompson